

Republic of Botswana
Botswana Integrated Disease Surveillance & Response

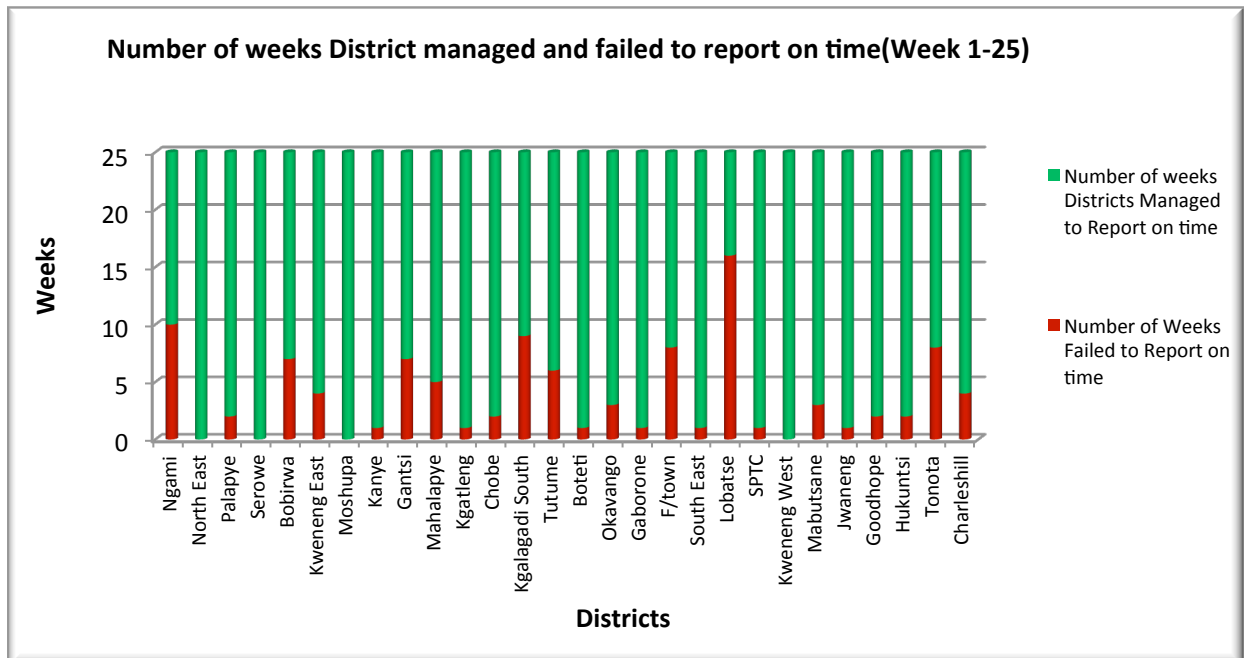
25[Week ending 22/06/19]

The total number of Diarrhea cases is under the national ALERT THRESHOLD;

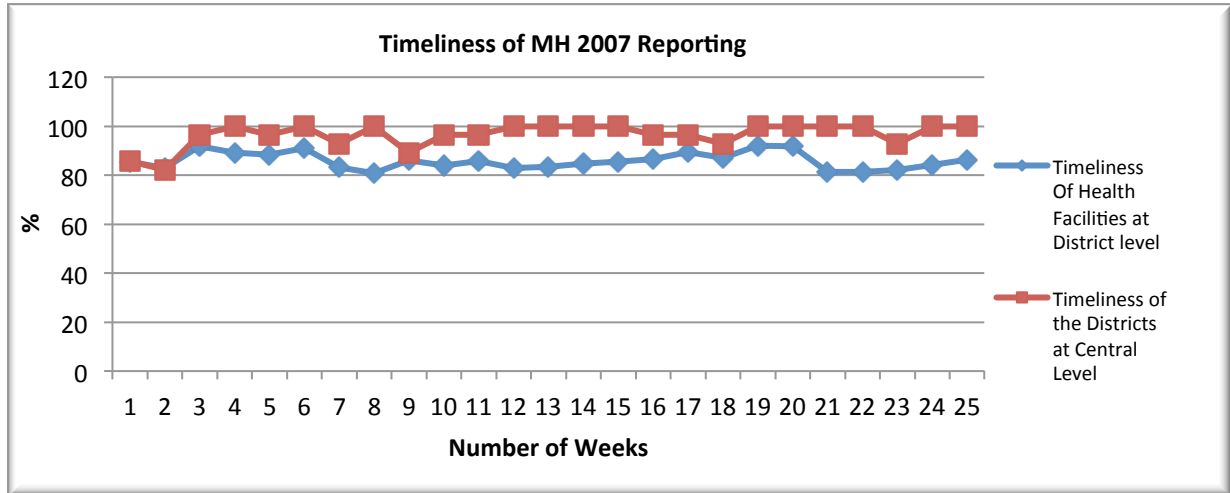
There were 0 confirmed malaria case reported for week 25 with 0 deaths. Districts are advised to report malaria cases as immediately Notifiable Disease via case based reporting forms and investigate each and every confirmed case.

1. DATA QUALITY ANALYSES OF PRIORITY DISEASES SURVEILLANCE SYSTEM

1.1 Completeness of reporting at DHMT, Botswana,



1.2 Timeliness of reporting at DHMT, Botswana, 2019

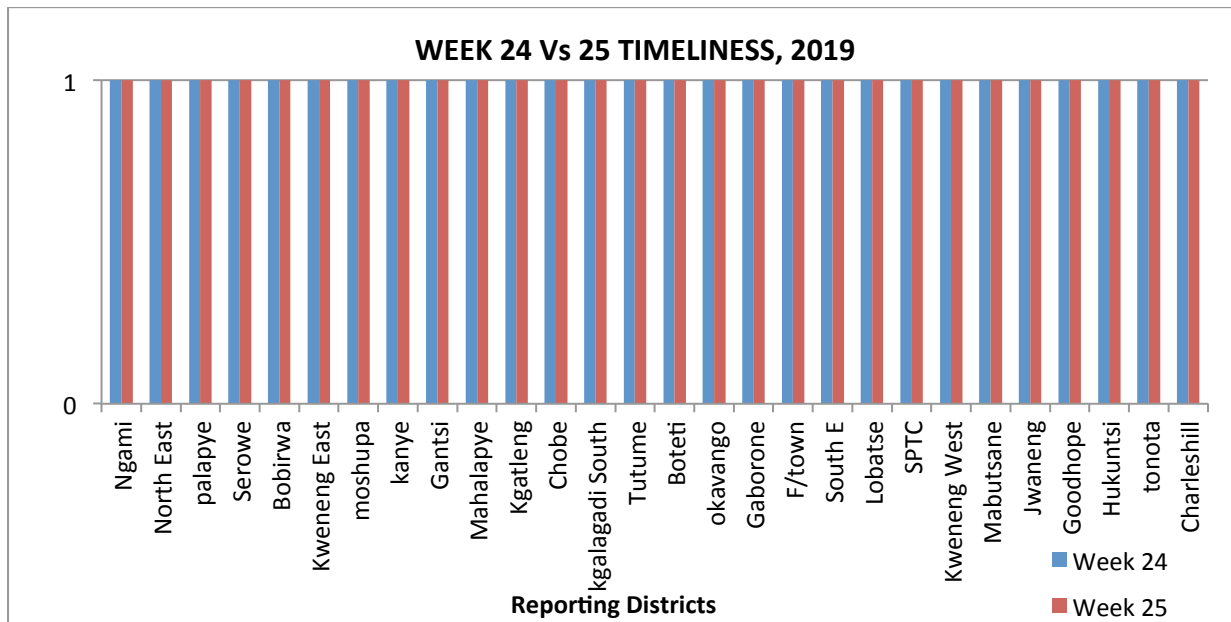


The proportion of facilities submitting surveillance reports on time at district level for week 25: **86.2%**.
 The number of districts with a completeness of 100% for week 25: **14/28**, which translates to 50% at district level.

The DHMT COORDINATOR should make sure that SOMEONE is responsible for the report for ANY given week.

1.3 Timeliness at National Level

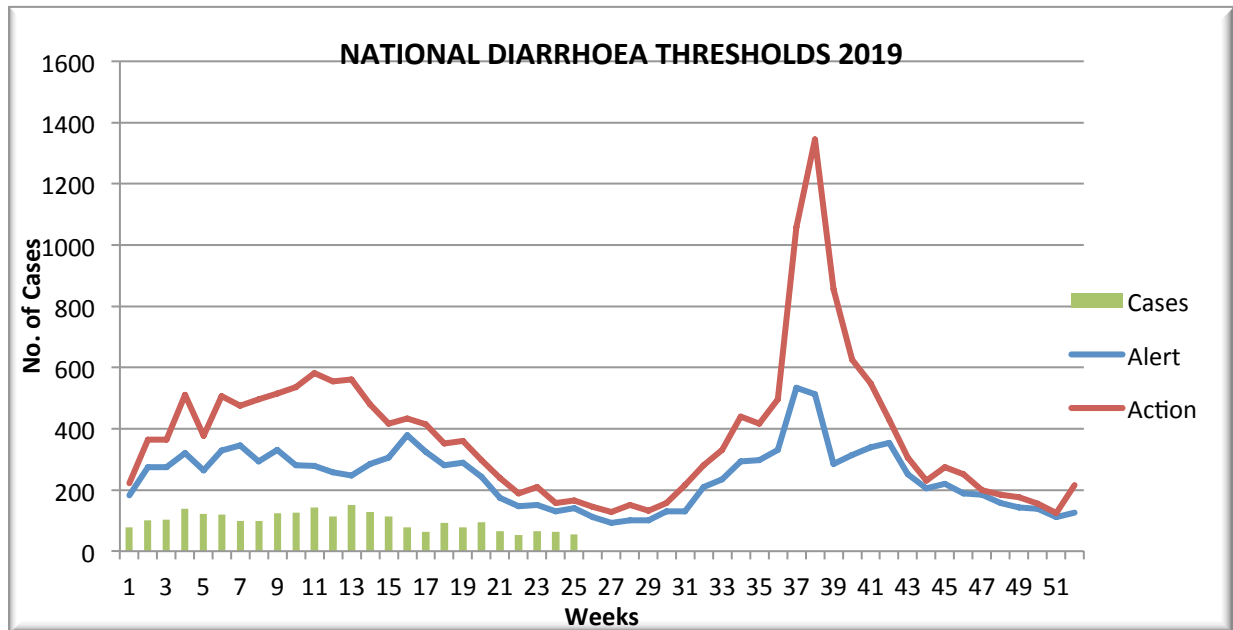
The 28 districts reported. Out of these, 25 reported on time. This left the timeliness of district reporting at 86.2%. **Lobatse, Kanye and Ngami reported late.** We urge districts to be vigilant about sending weekly reports on time to the central level by the quickest means possible either by fax, DHIS2, email or phone.



2.0 EPIDEMIC PRONE DISEASES SURVEILLANCE REPORT.

2.1 Diarrhoeas

2.11 < 5 Diarrhoea Threshold, 2019, Botswana

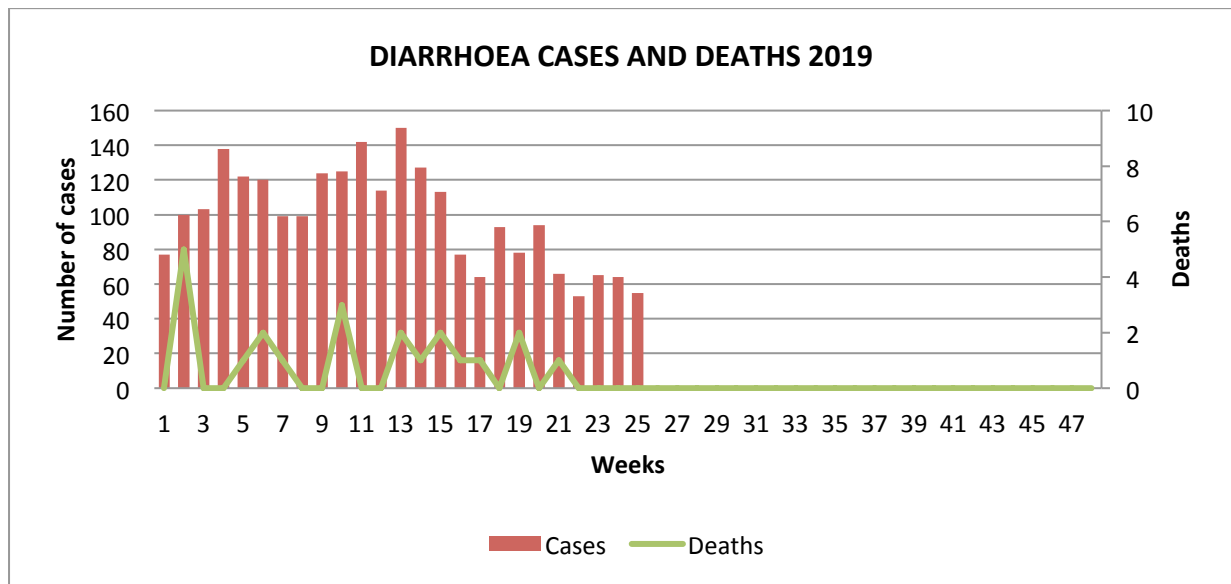


<5 Diarrhea surveillance Week 25

<5 Diarrhoea cases reported for week 25: 55 (The districts with highest cases: Gaborone and Tonota with 9 cases each)

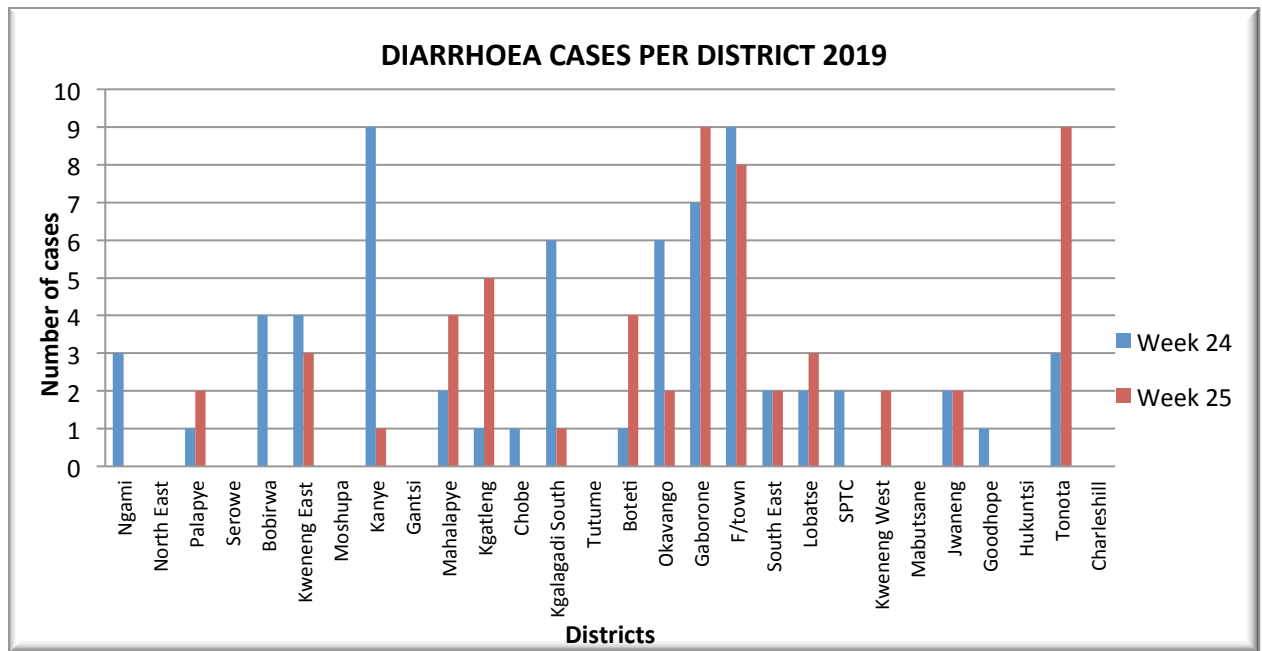
<5 Diarrhoea deaths reported for week 25: 0

Fig 3: Trends of <5 Cases and Deaths of Diarrhoea in Botswana-Week 1- 25, 2019.



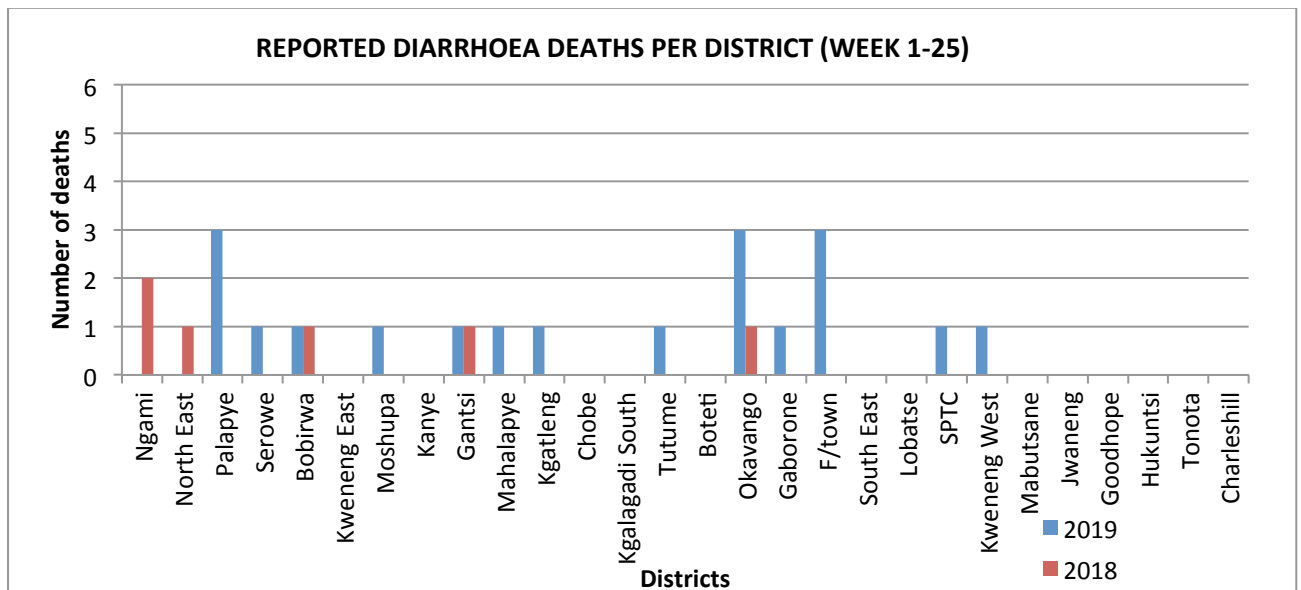
2.12 Comparison of Diarrhoea Cases per District, Week 24 & 25

Fig 4: Trends of Diarrhoea Cases per Districts Week 24 & 25, 2019



2.13 Mortality Secondary to Diarrhoea, 2019

Fig 5: Trends of Diarrhoea Deaths per Districts Week 1- 25, 2019 VS 2018, Botswana

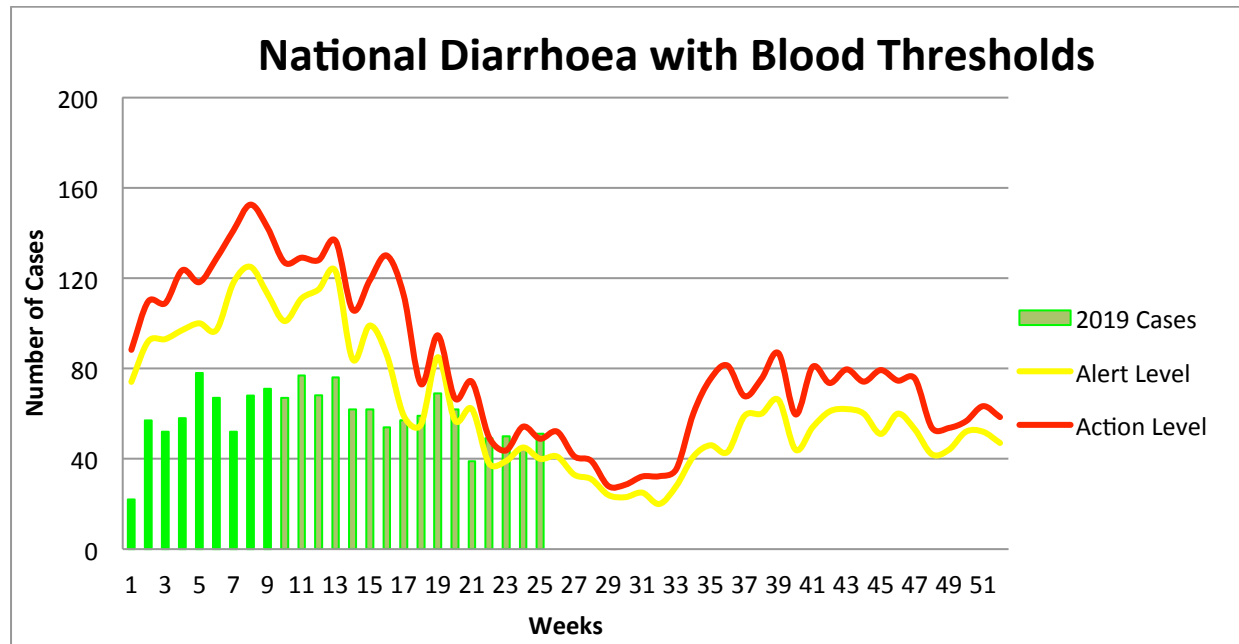


Total number of diarrhoea with dehydration cases for week 1-25 in 2019 is 2462 with 22 deaths.
 Total number of diarrhoea with dehydration cases for week 1-25 in 2018 is 3019 with 6 deaths.

2.2 Diarrhoea With Blood

2.2.1 Diarrhoea With Blood Thresholds 2019,Botswana

The total number of Diarrhea with blood cases has reached the national ACTION THRESHOLD;

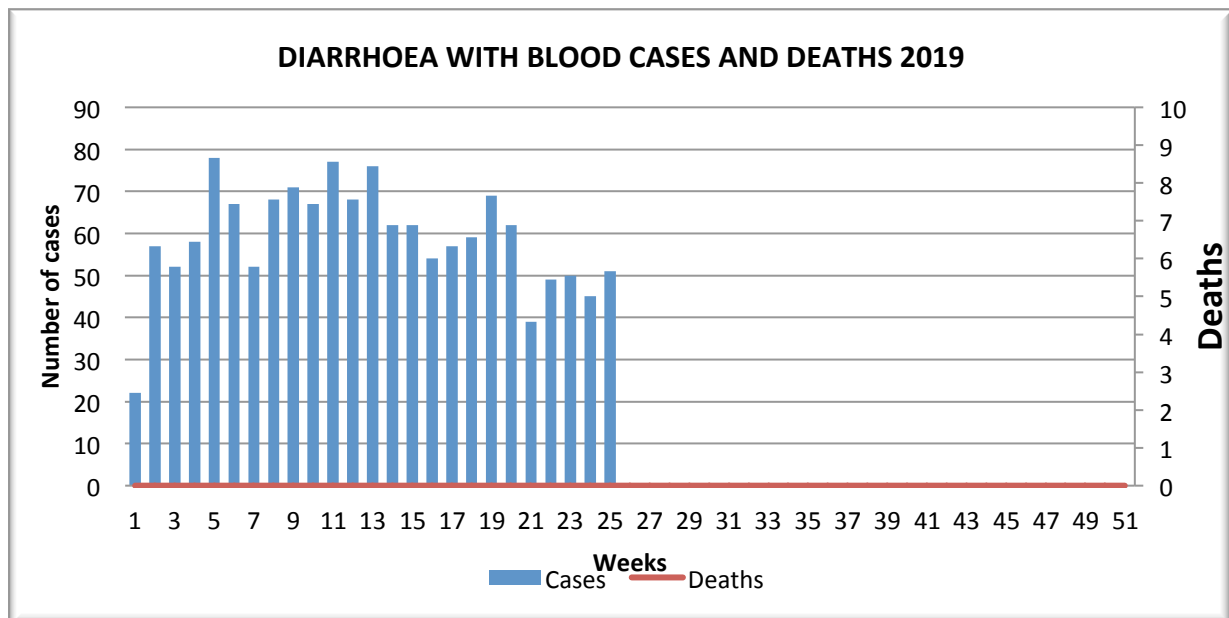


2.2.2 Diarrhoea with Blood (Cases and Deaths)-Week 25

Diarrhoea with blood cases reported for week 25: 51 (The district with highest cases: Okavango with 9 cases).

Diarrhoea with blood deaths reported for week 25: 0

Fig 6: Trends of Cases and Deaths of Diarrhoea with Blood in Botswana- 2019



2.3 Malaria surveillance in Botswana, 2019

Unconfirmed cases for Week 25: **0**

Confirmed cases for Week 25: **0**

Malaria death for Week 25: **0**

Total number of malaria cases for week 1-25 in 2019 is 185 with 5 deaths.

Total number of malaria cases for week 1-25 in 2018 is 503 with 9 deaths.

We encourage malaria endemic and non-malaria districts to test all their suspected malaria cases.

Fig 7: Trends analysis of Malaria Morbidity and Mortality in Botswana- 2019

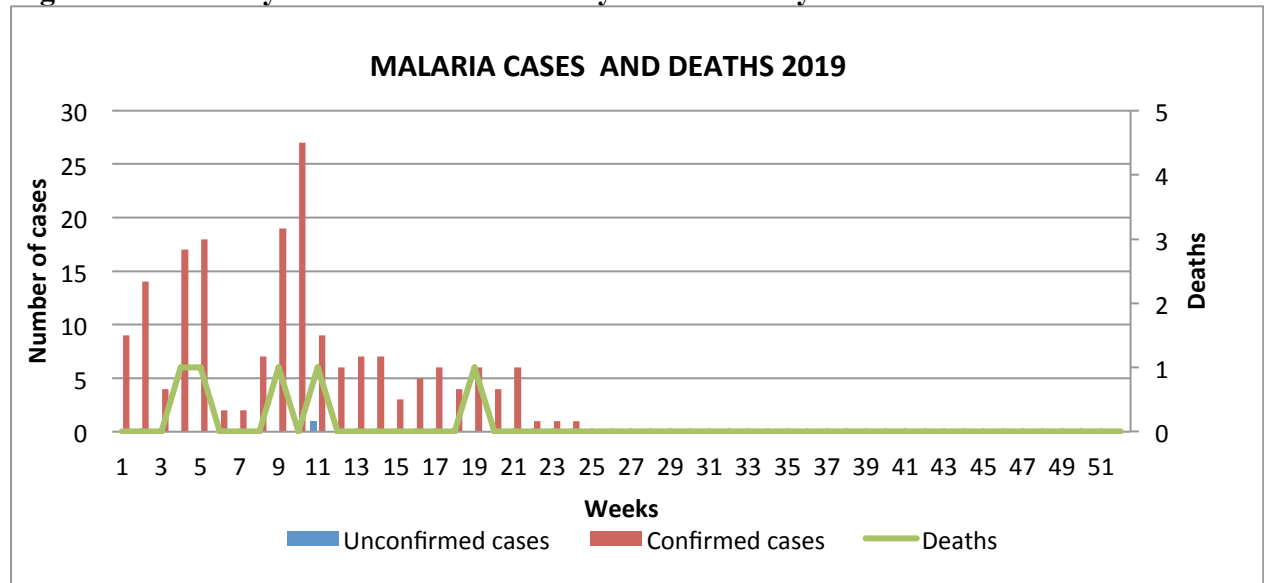
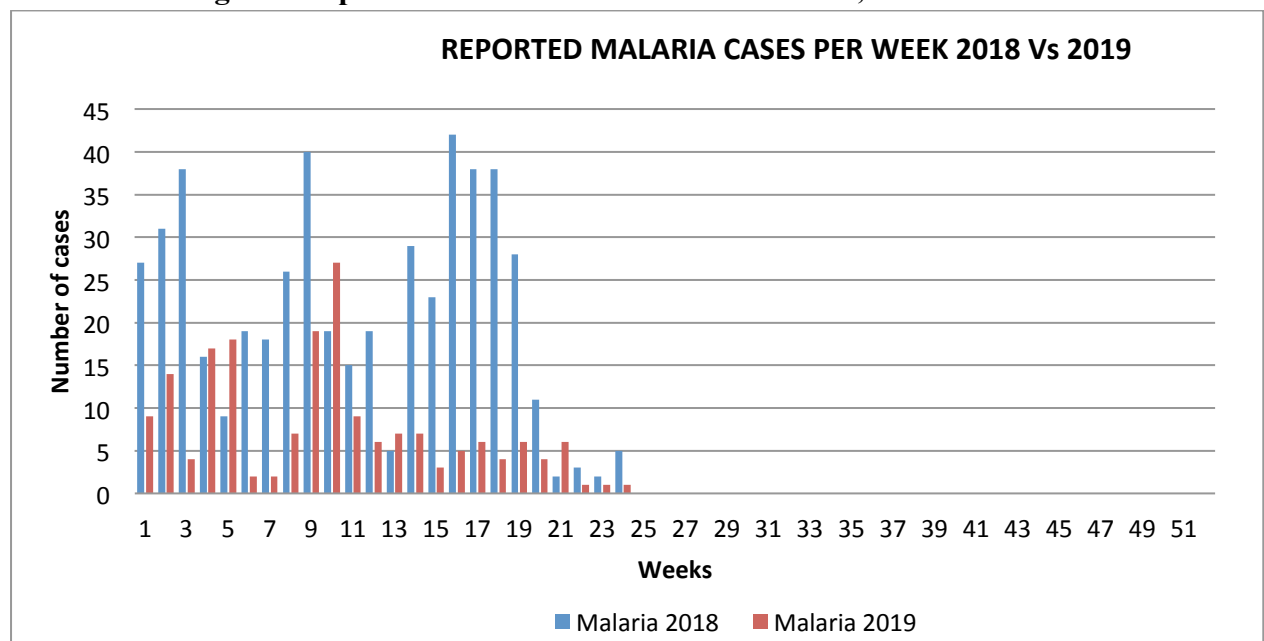


Fig 8: Comparison of Malaria Cases in Botswana, 2018 Vs. 2019



2.4 Suspected Measles Cases 2019

Suspected Measles cases for week 25: 1 (Serowe)

All districts reporting suspected measles cases should collect random samples (serum) for testing. Districts are advised to report their cases through Measles Case-based reporting form and send immediately to IDSR and copy to child Health Division via email or fax. Contact details are specified at the end of this report.

Fig 9: Trends of analysis Suspected Measles Cases and Deaths in Botswana

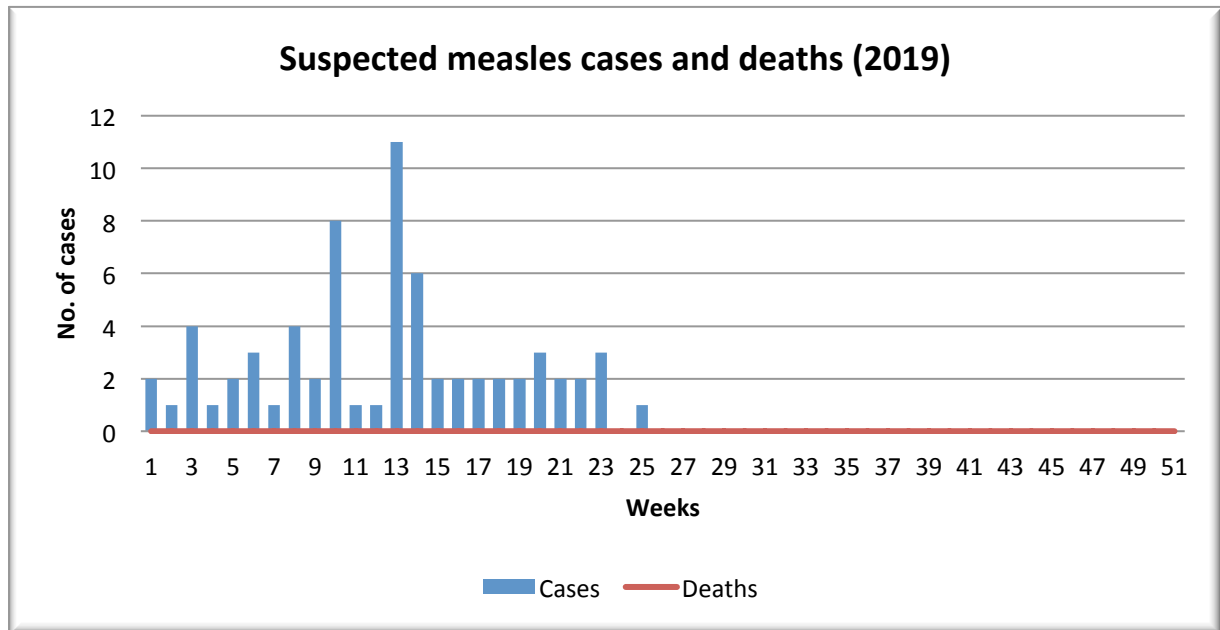
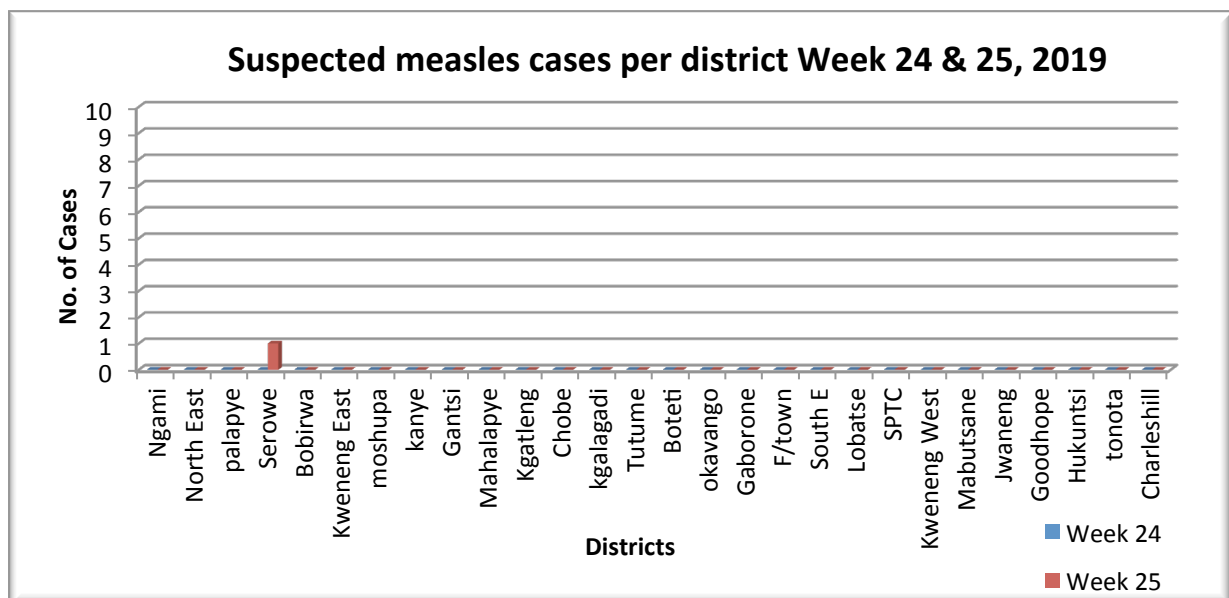


Fig 10: Trends of Suspected Measles Cases per Districts Week 24 & 25 2019.

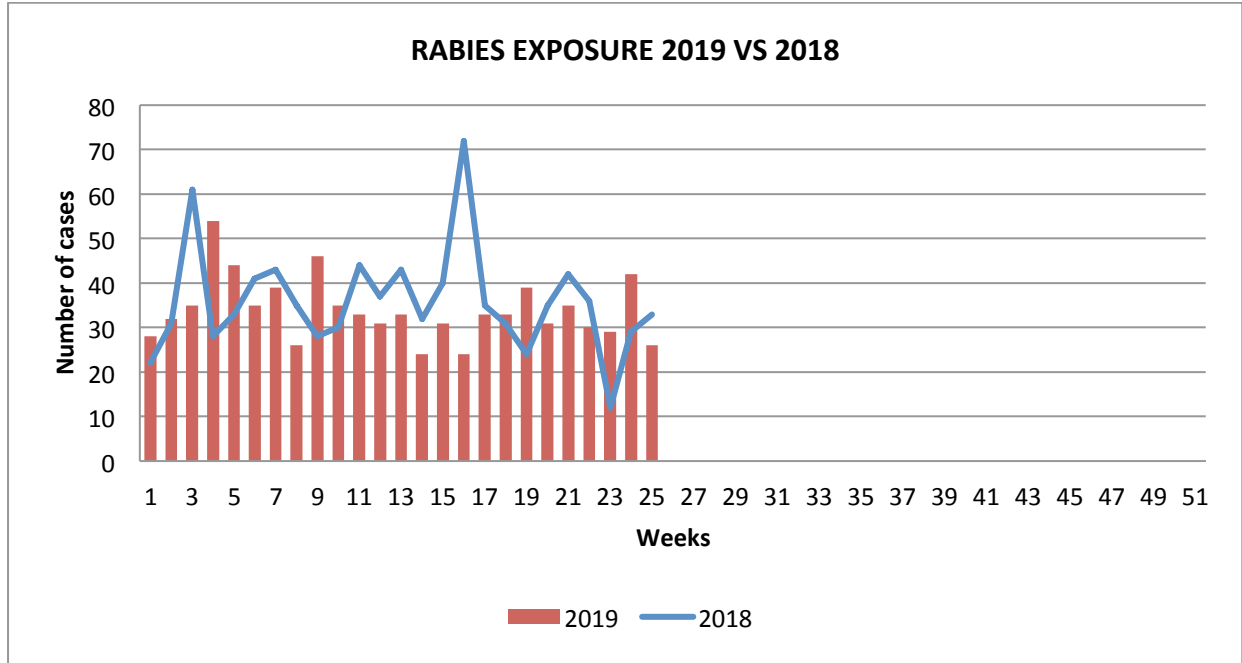


2.5 Rabies Exposure Cases: 2019-2018

Rabies exposure cases for week 25: 26 (The districts with highest number of cases: Serowe with 6 cases)

Rabies Exposure Death: 0

Fig 11: Trends of analysis Rabies exposure cases in Botswana: 2019-2018



This is a weekly report of Notifiable Diseases, Deaths and Public Health events in Botswana. Reports are received from 28 health districts on a weekly basis.

Deadline for submission of reports from the districts to the central level is *Wednesday at 1200 noon.*

The contacts at National Level are the following

members of the IDSR unit;

Dr. Nesredin Jami	Tel: 3632397	email: nesredin@gmail.com
Dr. Ratshipa	Tel: 3632140	email: ratshipa@gmail.com
Obakeng Mooketsi	Tel 3632264	email: mothusi.mooketsi94@gmail.com
Justin Mabulana	Tel 3632264	email: jmabbw@gmail.com
Kutlo Matshego	Tel 3632143	email: niahmatshego@gmail.com
Tlhongbotho Kebofe	Tel 3632143	email: bothokebofe@gmail.com

NB: FOR THOSE EMAILING IDSR REPORTS sidsrbotswana@gmail.com , PLEASE COPY (cc) THEM TO THE ABOVE OFFICER MAIL AND Or FAX THE to **3910328.**

DHMT heads or coordinators including Public Health Specialist/ MOs/ Matrons/CHNS, M&E and other officers in charge of Epidemic Prone, priority and public Health important diseases and events surveillance system should make sure that they have reviewed and endorsed the weekly reports before sending them to the central level. This will assist in utilization of this data for action at the source and help correct errors and misreporting.